

Teacher: Ms Dwane & Ms Healy	Extra Notes/Information for Parents: Please note this is only a guide. If you have any questions, please email us at the email addresses provided. <i>On Friday ask your Child to pick their 2 favourite pieces of work from their booklet they did this week. Take a picture of it and email it to us. We can't wait to see their work & will write back as soon as we can 😊</i>
Class: Senior Infants	
Email: msdwanestmarys@gmail.com mshealystmarys@gmail.com	
Date: 11 th -15 th May 2020	

	English	Maths	Gaeilge – History – Geography – Science – SPHE – Art – Religion – Other
Monday	<p>Phonics – Letter of the week S Children are to practice the correct formation of the letter and also try to think of as many things that begin or end with the letter S Example: Sunday, Sean, snack https://www.youtube.com/watch?v=sUmUpf-JNoU</p> <p>Tricky Words - mother/father</p> <p>Writing – Booklet</p> <p>Spellings - Week 23 Try to encourage the children to learn their spellings daily as we had been doing in school. Get them to try and put them into sentences throughout the week.</p> <p>Reading – Oxford Reading Tree https://home.oxfordowl.co.uk/help-child-learn-age-6-7/</p>	<p>Oral Maths- Sing 5 little ducks https://www.youtube.com/watch?v=pZw9veQ76fo</p> <p>Written Maths - Booklet</p>	<p>History- Click Clack Moo Read this story and retell the story to your family in the correct order https://www.slideshare.net/Merimimi/click-clack-moo-10192902</p> <p>SPHE- Farm Safety Think about what would be your top 3 tips to stay safe on a farm. https://www.youtube.com/watch?v=2_fJcejzPM</p> <p>Gaeilge: Bí ag caint as Gaeilge chomh minic ach is féidir. Cartoons ar TG4 as Gaeilge. Cula4 ar Scoil @10am TG4</p> <p>An fheirm – Féach ar an bpictiúir (The farm – look at the picture below)</p> <p>Tá bó ar an bhfeirm. (cow)</p> <p>Tá muc ar an bhfeirm. (pig)</p> <p>Tá caora ar an bhfeirm. (sheep)</p>

Tuesday	<p>Phonics – -ash word family Ask the children to think of as many words as they can that end in ash Example: can you think of words that rhyme with wash? Allow them to write a list of the words they think of.</p> <p>Tricky Words - mother/father Get the children to put the tricky words into sentences orally</p> <p>Writing – Booklet</p> <p>Reading – Oxford Reading Tree https://home.oxfordowl.co.uk/help-child-learn-age-6-7/</p>	<p>Oral Maths- Count & workout https://www.youtube.com/watch?v=MVzXKfr6e8</p> <p>Written Maths - Booklet</p> <p>Game: https://www.topmarks.co.uk/ordering-and-sequencing/caterpillar-ordering</p>	<p>SESE- The Story of Milk Did you ever wonder how your milk gets from the farm to your fridge? Read this to discover the steps. https://www.twinkl.ie/resource/roi-au-t-253156-where-does-milk-come-from-powerpoint Retell the steps to your family at breakfast time.</p> <p>Gaeilge: Bí ag caint as Gaeilge chomh minic ach is féidir. Cula4 ar Scoil @10am TG4 https://www.cula4.com/en/cula4-na-nog/home/</p> <p>Ar an bhfeirm</p> <p>Tá capall ar an bhfeirm. (horse)</p> <p>Tá cearc ar an bhfeirm. (hen)</p> <p>Tá tarracóir ar an bhfeirm. (tractor)</p>

<p>Wednesday</p>	<p>Phonics – Just Phonics Book (link below) Page 59 ash words – children are asked to identify the correct initial/starting sound to make the correct word. https://educateplus.ie/ppresource/just-phonics-senior-infants</p> <p>Writing – Booklet</p> <p>There’s no place like home Children are asked to draw a picture of their favourite room in their house and if they can write a sentence or two to say why it is their favourite. Children who submit this piece of work will be entered into a competition for a prize.</p> <p>Tricky Words - mother/father Dice game in booklet</p> <p>Reading – Oxford Reading Tree https://home.oxfordowl.co.uk/help-child-learn-age-6-7/</p>	<p>Oral Maths- Sing 5 little ducks https://www.youtube.com/watch?v=pZw9veQ76fo</p> <p>Written Maths - Booklet</p>	<p>Science– Magic Milk Experiment Conduct this milk experiemnt, don’t forget to predict what will happen 1st. Why not try it with different colour combinations. http://www.sciencefun.org/kidszone/experiments/milk-art/ Video - https://www.youtube.com/watch?v=zEdtZzJSU4Y&feature=youtu.be</p> <p>Religion – May is the Month of Mary Read about Mary & the tradition of having May alters. Keep an eye out for any of these flowers associated with May alters on your walks. https://www.twinkl.ie/resource/roi-re-3-may-is-the-month-of-mary</p> <p>Gaeilge: Bí ag caint as Gaeilge chomh minic ach is féidir. Cartoons ar TG4 as Gaeilge Cula4 ar Scoil @10am TG4</p> <p>Ar an bhfeirm Tá an bhó bán agus dubh. (white and black) Tá an mhuc bándearg. (pink) Tá an caora bán. (white)</p>
<p>Thursday</p>	<p>Writing – Booklet</p> <p>Tricky Words - mother/father Dice game in booklet</p> <p>Reading – Oxford Reading Tree https://home.oxfordowl.co.uk/help-child-learn-age-6-7/</p>	<p>Oral Maths- Rocket counting</p> <p>Crouch down on the ground and slowly start to stand up as you count to 20. When you reach 20 you should be standing up with hands over your head, then shout BLASTOFF and jump.</p>	<p>Art – Milk Carton Bird Feeder (See below) Wash your milk carton (cardboard or plastic) Ask an adult to cut a hole in 1 sides or 2 of the carton. Decoarte the carton how you think the birds would like it to look with any materials you have at home. Once it’s ready ask an Adult stick a pencil/lollipop stick/ skewer under the window for the bird to perch on. Ask the adult to also put a hole in the top & thread through</p>

		<p>Written Maths - Booklet</p> <p>Game: https://www.topmarks.co.uk/ordering-and-sequencing/caterpillar-ordering</p>	<p>some string/wool. Fill with bird seed/ breadcrumbs & hang outside in your garden.</p> <p>Gaeilge: Bí ag caint as Gaeilge chomh minic ach is féidir. Cula4 ar Scoil @10am TG4</p> <p>Ar an bhfeirm</p> <p>Tá an capall donn. (brown)</p> <p>Tá an cearc oráiste. (Orange)</p> <p>Tá an tarracóir gorm. (blue)</p> <p>Drama - Ask the children to act out the role of a farmer working on a farm. They can use farm toys if they have them or else just get them to use their imagination and act out a scene.</p>
Friday	<p>Tricky Words - mother/father Get the children to put the tricky words into sentences orally</p> <p>Spelling Test - Call out the words from spelling list week 23 which the children have been learning all week for them to write out, just as we would in school.</p> <p>Tricky Words - mother/father Dice game in booklet</p> <p>Reading – Oxford Reading Tree https://home.oxfordowl.co.uk/help-child-learn-age-6-7/</p>	<p>Oral Maths- Sing 5 little ducks https://www.youtube.com/watch?v=pZw9veQ76fo</p> <p>Written Maths - Booklet</p> <p>Game: Allow the children to play board games such as Snakes and Ladders, Connect 4 or any games you may have at home. This will incorporate counting, recognising number on a dice etc.</p>	<p>P.E – See below.</p> <p>Gaeilge: Bí ag caint as Gaeilge chomh minic ach is féidir. Cartoons ar TG4 as Gaeilge. Cula4 ar Scoil @10am TG4</p> <p>Éist agus tarraingt – listen and draw</p> <p>Call out the following words as gaeilge and ask the children to draw them</p> <p>Capall, bó, caora, muc, cearc agus tarracóir.</p> <p>Music – Tá feirm ag an bhFeirmeoir https://www.youtube.com/watch?v=vOT63ewM4iM</p>

GÆILGE



**ART
INSPIRATION**



P.E



Farmer Brown has a problem.
His cows like to type.
All day long he hears

Click, clack, **moo.**
Click, clack, **moo.**
Clickety, clack, **moo.**

Activity 1:


- Mountain Climbers x10
- Mountain Climbers x 10



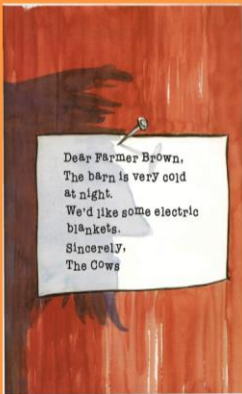
At first, he couldn't believe his ears.
Cows that type?
Impossible!

Click, clack, **moo.**
Click, clack, **moo.**
Clickety, clack, **moo.**

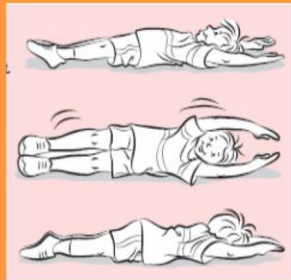
Activity 2: Windmills x10 Windmills x 10



Then, he couldn't believe his eyes.



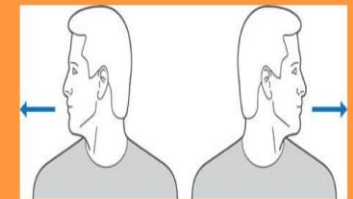
Activity 3: Pencil roll from side to side on the ground x 10



It was bad enough the cows had found the old typewriter in the barn, now they wanted electric blankets! "No way," said Farmer Brown. "No electric blankets."


So the cows went on strike. They left a note on the barn door.

Sorry.
We're closed.
No milk today.



Activity 4:


- Shake head to the left and right x 10



"No milk today!" cried Farmer Brown. In the background, he heard the cows busy at work:

Activity 5:



- Swing right leg forward and backwards like a pendulum x10
- Swing left leg forward and backwards like a pendulum x10



Activity 6:

Mountain Climbers x10

Mountain Climbers x 10




The next day, he got another note:

Dear Farmer Brown,
The hens are cold too.
They'd like electric
blankets.
Sincerely,
The Cows


Activity 7: Chicken pose

1. Balance on foot on knee x 15 seconds
2. Balance the other foot on knee x 15 seconds



The cows were growing impatient with the farmer. They left a new note on the barn door.

Activity 8: Star jumps x10



"No eggs!" cried Farmer Brown.
In the background he heard them.

Click, clack, **moo.**
Click, clack, **moo.**
Clickety, clack, **moo.**



Activity 9: Squats x 20



"Cows that type. Hens on strike!
Whoever heard of such a thing?
How can I run a farm with no milk
and no eggs!" Farmer Brown was
furious.




Activity 10: Frog Jumps 15 jumps



Farmer Brown got out his own
typewriter.

Dear Cows and Hens:
There will be no electric blankets.
You are cows and hens.
I demand milk and eggs.
Sincerely,
Farmer Brown


Activity 11 Crocodile snaps x30



Duck was a neutral party, so he
brought the ultimatum to the
cows.

Activity 12: Squatting duck waddle



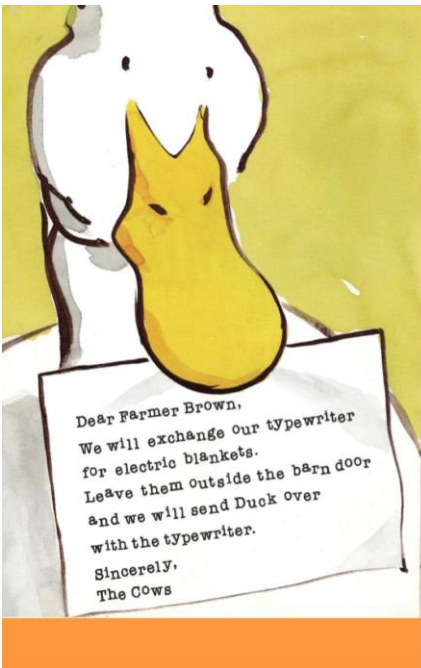


Activity 13: Tick tock clock side to side like the pendulum of a clock x 60




Duck knocked on the door early the next morning. He handed Farmer Brown a note:

Activity 14: Hip thrust/ bridge x20




Activity 15:

1. Get into **cobra pose** and hold for 10 seconds
2. Get into **downward dog pose** and hold for 10 seconds




Activity 16: Tiptoe around the room for 15 seconds



The next morning he got a note:

Dear Farmer Brown,
The pond is quite boring.
We'd like a diving board.
Sincerely,
The Ducks

Click, clack, **quack.**
Click, clack, **quack.**
Clickety, clack, **quack.**



Activity 14: Inch Worm

In a standing position bend
down and touch your toes.
Walk hands out to a plank.
Walk legs back in again.
Do this movement for 30
seconds

